



# ACCESSORIES





## Label Finishing with DTM Print



With label finishing solutions from DTM Print you can easily



**laminates, cut  
and more**

with the DTM LF140e




**apply labels to  
your product**

with the AP Series



**unwind and  
rewind**

with the DTM Winder Series





## Digital on-demand label converting machine

The DTM LF140e is a compact, out of the box, finishing system that makes the converting process of your continuous label roll stock easier than ever. Unwinding, laminating, digital die-cutting, waste matrix removing, slitting and rewinding the finished rolls – all combined in a powerful machine which takes only minutes to set-up and run.

Unlike other systems the LF140e features optical black mark registration through an integrated camera and LED spotlight, which guarantees an accurate repetitive precision even with complex cuts.

In addition, the control unit of a large 11.6" touch screen really stands out. USB, Ethernet and also WLAN connectivity for accessing external cutting jobs is also included.

### Keyfacts

- ▶ Open frame construction – easy media loading with an open front side
- ▶ Ultrasonic media tension control – means no moveable sensor parts to fail
- ▶ Camera sensing – more accuracy and speed in cutting
- ▶ Blank label production – converting blank stock into die-shaped rolls for printing afterwards
- ▶ Matrix pressure roller – to avoid media jam on complex matrix shapes by flattening the uptake material
- ▶ Remote assistance – if connected to the internet DTM Print offers online support and remote Firmware/Software upgrades



**Made in Europe**  
With an extended 3-year warranty



**Cut Speed**  
Max. 600 m/s (24"/s) in all directions



**Flexibility**  
Cut any size and shape you like



**Resistance**  
Lamination increases the durability of labels

### What's in the box?

- ▶ Completely assembled and pre-installed LF140e
- ▶ Steel workbench with mounted rollers
- ▶ Instructions


### More information

Scan the QR code to see all videos related to the LF140e. Visit [dtm-print.eu](http://dtm-print.eu) for detailed information.




# LF140e

LABEL FINISHING SYSTEM



**Waste Press Roll**  
Press roll reduces the inflation of the roll.

**Industrial-Grade 11.6" Touch Screen**  
Windows 10 based with extended connectivity:  
6 x USB 2.0/3.1, RJ-45 1 GB Ethernet and WLAN.



**Digital Die-Cutting**  
With a maximum cutting speed of 600 mm/s and up to 450 gf cutting force for accurate results.



**Laminating**  
Optional laminate film to protect your labels against harsh environments or applying specific surface structure as an extra finish.




**Matrix Removal**

**LED Spotlight**




**Liner Slitting**  
Can hold up to 6 blades to slit the web into finished rolls.



**Rewinding**

**Solid Steel Bench on Wheels**  
45 mm x 45 mm x 1.5 mm welded frame with powder coating.




**Media Tension Control**  
Measures the outside diameter of the rolls and adjusts the web tension.



**Roll Feed**  
Printed media requires an imprinted black mark (2 mm x 2 mm or 4 mm x 4 mm), unprinted media can be cut continuously.

**Solid Wooden Desktop**  
Lower storage shelf made of 15 mm multilayer panel with block screen print.



# Technical Specifications – Comparison Table



	<b>LF140e</b> LABEL FINISHING SYSTEM
Media Width	100 mm (3.93") - 140 mm (5.51")
Max. Media Thickness	0.23 mm (0.05 mil)
Max. Cutting Width	122 mm (4.8")
Max. Cut Speed	600 mm/s (24"/s) in all directions
Label Length	10 mm (0.39") - 350 mm (13.77")
Min. Slitting Width	19 mm (0.75")
Number of Slitting Blades	Max. 6
Supply Roll (Input & Output)	Up to 200 mm (7.78") OD with a 76.2 mm (3") ID
Indicator Lights	Power, Stop/Go
Controls	Integrated 11.6" touch screen PC
Power Requirements	100-240 V AC (50/60 Hz)
Power Consumption	Idle: 29 W   Average: 60 W
Certifications	UL, UL-C, CE, FCC Class A, RoHS, UKCA
Weight	LF140e: 105 kg Workbench: 49 kg Total: 210 kg
Dimensions (WxHxD)	LF140e: 116 x 68 x 78 cm Workbench: 124 x 79 x 88 cm Shipping palette: 137 x 93 x 101 cm
What's in the Box	LF140e Label Finishing System (pre-assembled), two multiplex workbench plates, steel workbench on wheels, installed 12" touch screen PC, calibration tools, instructions, power cable
Warranty	36 months* (after product registration, for devices purchased in EU/EFTA countries and UK)
Manufacturer	DTM Print GmbH

	<b>LF140e</b> Plotter LABEL FINISHING SYSTEM
Linear Cut Speed	Dependent on shape complexity
Programmable Cutting Force	4.41 N (450 gf) in 38 steps
Cut Precision	± 0.3 mm (0.012")
Drive Method	Digital servo drive
Test Cut Function	Yes
Black Mark Registration	Camera recognition via 2 mm x 2 mm or 4 mm x 4 mm black mark
Display	Graphic type LCD with backlight (240 x 128 dots)
Cut ability	Printed and blank media
Data Interface	USB 2.0, Ethernet
CPU	32-bit CPU
Interface & Software	DTM Print LF140e Label Finishing Software
Certifications	UL, UL-C, CE, FCC Class A, RoHS, UKCA
Manufacturer	Graphtec

\* Wearable parts 1 year.





## Accurate labelling – quick and easy

Label applicators are a core component of labelling machines and systems in the packaging industry and help to increase your production throughput. They are also known as labelling units and are used to apply and dispense self-adhesive labels in many different applications. Product and identification labels are applied easily, straight and without wrinkles or folds in exactly the desired location, giving finished products a highly professional look.

It is well known that the better and more professional your labels look, the more you will sell. This includes, that labels are also accurately labelled.

With quick setup and easy operation, the AP-Series Label Applicators significantly increase the number of containers that can be labelled per hour versus manually applying labels. With their compact size they fit on most desks and countertops and are built with heavy-duty sheet metal and steel for long product life.


The AP-Series Label Applicators are the perfect accessories for virtually any roll-wound label including clear labels, no matter the printing technology.

**Speed up your production and sell more of your products:**


1. Insert the label roll and set the guides.
2. Place your container in the machine.
3. Pull the arm/press the footswitch and your label is applied.




AP362e in action at the Swiss brewery "Octopus"

 **Compact Size**  
Fit on desks and countertop

 **Application Speed**  
Up to 1200 containers per hour

 **Models for**  
Flat and round containers available

 **Label Range**  
Works with virtually any label material including clear labels

**What's in the box?**

- ▶ Label applicator
- ▶ Instructions

**More information**

Scan the QR code to see all videos related to the applicators.

Visit [dtm-print.eu](http://dtm-print.eu) for detailed information.





## AP550e Label Applicator for Flat Containers

Apply labels at speeds of up to 500 containers/hour.

### Key facts

- ▶ For flat surfaces, such as rectangular or many tapered bottles, boxes, packages, bags, pouches, lids and more
- ▶ No air-pressure supply required (no expensive, noisy and maintenance-prone air compressors)
- ▶ LED display with built-in counter

### Optional Modification

For all unevenly shaped or very small containers that would be difficult to hold during labelling, we recommend a customised holder. You can make this at home with the appropriate materials or use our expertise and experience. Do not hesitate to contact us about the right AP550e holder for your container.



With the built-in LED display users can easily set-up variable spacings, save up to nine different container offsets and see the number of applied labels.

## AP360e/AP362e Label Applicator for Round Containers

Apply labels at speeds of up to 1200 containers/hour.

### Key facts

- ▶ For cylindrical containers, including round bottles, cans, jars and tubes
- ▶ Built-in spring-loaded pressure arm applies labels firmly
- ▶ Securely affix labels even on very small radius containers such as lip balm tubes

**AP360e** is the base model, which applies single labels at a time.

**AP362e** is the advanced model and applies two different labels with variable spacing to a single container, perfect for alternating labels as used on e.g. wine bottles. A built-in LED counter and memory for up to nine front-to-back label offsets is also included.



We're all different and so are the products we want our labels to stick on. Therefore, don't hesitate to contact us for optional modifications on the AP360e/AP362e to make it fit your needs.

## AP-CODE Date Coder for use with AP360e/AP362e

This lot and date coding module prints directly onto containers & labels.

### Key facts

- ▶ Connects seamlessly with AP360e/AP362e Label Applicator
- ▶ Immediately dry, waterproof, scratch- and UV light resistant black solvent ink adheres to glass, plastic, metal and labels
- ▶ Prints with 300 dpi and instantly while applicator applies label

**AP-CODE Date Coder** comes with a full-colour touchscreen for entering data and configuring date and lot codes and one black solvent ink cartridge. The print fields are free-format and can include letters, numbers and many symbols. It installs quickly with no tools or separate power supply required.



Print area of max. 12.7 mm x 279.4 mm



## Technical Specifications – Comparison Table



	<b>AP550e</b> LABEL APPLICATOR	<b>AP360e</b> LABEL APPLICATOR	<b>AP362e</b> LABEL APPLICATOR
Number of Labels Dispensed per Trigger	1	1	1 or 2 – front and back
Speed	Up to 500 containers per hour	135 mm per second or up to 1200 containers per hour	
Container Shape	Flat and many tapered	Cylindrical and many tapered	
Container Diameter	0.05 - 203 mm (0.002 - 8")	15 - 170 mm (0.6 - 6.7")	
Container Width	19 - 310 mm (0.75 - 12.2")*	25.4 - 238 mm (1 - 9.4")	
Container Height	0.05 - 203 mm (0.002 - 8")**	15 - 170 mm (0.6 - 6.7")	
Label Width	19 - 101.6 mm (0.75 - 4")	19.1 - 209 mm (0.75 - 8.25")	
Label Height	19 - 152.4 mm (0.75" to 6")	19.1 - 609.6 mm (0.75 - 24")	
Supply Roll	Up to 203 mm (8") OD with a 50.8 mm (2") to 76.2 mm (3") ID wound out, die-cut with waste removed, black mark or gap (clear labels require black mark)	Up to 203 mm (8") OD with a 50.8 mm (2") to 76.2 mm (3") ID wound out, die-cut with waste removed	
Sensor Type	Optical sensor	Mechanical sensor	
Indicator Lights	LED display with built-in up/down counter and number of saved jobs	–	LED display with built-in up/down counter and number of saved jobs
Controls	Mode, Recall/Reset, Up, Down	Footswitch	Footswitch, Mode, Recall/Reset, Up, Down
Power Requirements	100-240 V AC (50/60 Hz), 12 V DC, 5.0 A	100-240 V AC (50/60 Hz), 12 V DC, 5.0 A	
Power Consumption	Idle: 4.2 W   Average: 20 W	Idle: 1.6 W   Average: 20 W	
Certifications	UL, UL-C, CE, FCC Class A, RoHS, UKCA	UL, UL-C, CE, FCC Class A, RoHS, UKCA	
Weight	10.9 kg	7.26 kg	
Dimensions (WxHxD)	305 x 541 x 256 - 391 mm	340 x 226 x 328 mm	
What's in the Box	AP550e Label Applicator, instructions, universal power supply	AP360e Label Applicator, instructions, universal power supply	AP362e Label Applicator, instructions, universal power supply
Warranty	36 months (after product registration, for devices purchased in EU/EFTA countries and UK)	36 months (after product registration, for devices purchased in EU/EFTA countries and UK)	
Manufacturer	Primera Technology, Inc.	Primera Technology, Inc.	

\* Container may overhang platform to the front and/or either side.

\*\* Containers shorter than 20.3 mm may require adaptive spacers.







## Label winding made easy

Winders from DTM Print make it easy to un- and rewind large quantities of labels. Double your unwind capacity and no longer self-rewind the labels by hand.

### Key facts

They're perfect for use with virtually any desktop label printer, no matter the printing technology. The DTM Label Winder Series includes the following models:

- ▶ DTM RW-4 Label Rewinder
- ▶ DTM RW-7/RW-7+ Label Rewinder
- ▶ DTM RW-8 Label Rewinder

The lateral guides of all **DTM Label Winders** guarantee an optimal parallel, tight and straight winding, which is essential for further processing, e.g. in a labelling unit. There's no need to work by hand anymore!

Load an up to 220 mm (8.66") wide roll and double your unwind capacity. Larger rolls typically have lower costs per label and save time as reloading cycle decreases.

Each RW-4, RW-7/RW-7+ and RW-8 works as an unwinder, too!

Tape the printed output onto a core of your choice, drop the dancer arm and start your job. Your labels will be rewound with perfect alignment and just the right amount of tension for either hand application or on a label applicator.

The **DTM UW-4 Passive Label Unwinder** works non-electric and stand-alone.

It's the perfect accessory if you want to increase your unwind capacity with up to 114.3 mm (4.5") wide rolls.



*DTM UW-4 Passive Label Unwinder in combination with DTM FX510e Foil Imprinter*



### Winding Speed

User adjustable, up to 30 m/min



### Roll Width

Up to 220 mm (8.66")



### Automatic Stop

When end of roll or another interruption occurs



### Winding Direction Switch

For either label inside or outside

### What's in the box?

- ▶ Label winder
- ▶ 1.5", 2" and 3" core adaptors (RW-4/RW-7/RW-7+ only)
- ▶ Instructions

### More information

Scan the QR code to see all videos related to the winders.

Visit [dtm-print.eu](http://dtm-print.eu) for detailed information



# RW-4 RW-7 RW-7+

LABEL REWINDER LABEL REWINDER LABEL REWINDER



# RW-8


LABEL REWINDER



With modular cores the RW-4 and RW-7/RW-7+ Label Rewinder from DTM Print are your flexible companions for a time-saving workflow.

### Key facts

- ▶ Modular core adaptors
- ▶ Coloured LED indicator provides operation status
- ▶ Usable as rewinder and unwinder by easily switching from "Inside" to "Outside" mode
- ▶ Gummed dancer arm attracts dust and keeps it off your label surface
- ▶ User adjustable winding speed of up to 355 mm/s (14"/s)



Load a roll with a width of up to 178 mm (7") to the RW-7 or one with up to 120 mm (4.72") width to the RW-4, either wound-in or wound-out.

The arm can hold a roll weight of up to 5 kg and with the core adaptors you're super flexible. Easily change from 1" cores (without adaptor) to 1.5", 2" or 3" cores.



Wound In/Label Inside



Wound Out/Label Outside

### Need more width?

The RW-7+ Label Rewinder includes all features of RW-7 but with a 1" wider roll mount.


Load rolls with a width of up to 215 mm (8.46").



The RW-8 Label Rewinder from DTM Print is your perfect accessory for heavy duty jobs. It offers support for heavy rolls with its solid metal construction.

### Key facts

- ▶ Supports up to 250 mm (10") OD with a roll weight of up to 8 kg
- ▶ Control panel allows the user to set a speed limit and winding directions
- ▶ User adjustable winding speed of up to 500 mm/s (19.6"/s)
- ▶ L-shaped support arm enables the use of heavy and wide rolls
- ▶ Usable as rewinder and unwinder by easily switching from "Face-In" to "Face-Out" mode



Control Panel



L-shaped support arm

The RW-8 Label Rewinder complements the DTM Winder Series in the upper range for up to 220 mm wide rolls. For heavy and very wide rolls an L-shaped support arm is included, which can be mounted in seconds if required.



## Technical Specifications – Comparison Table

	<b>RW-4</b> LABEL REWINDER	<b>RW-7</b> LABEL REWINDER	<b>RW-7+</b> LABEL REWINDER	<b>RW-8</b> LABEL REWINDER	<b>UW-4</b> PASSIVE UNWINDER
<b>Winding Speed</b>	Up to 355 mm/s (14"/s)			Up to 500 mm/s (19.6"/s)	–
<b>Maximum Roll Width</b>	120 mm (4.72")	177.8 mm (7") RW-7+: 215 mm (8.46")		220 mm (8.66")	120 mm (4.75")
<b>Maximum Roll Diameter</b>	203.2 mm (8")	152.4 mm (6")		250 mm (10")	254 mm (10")
<b>Maximum Roll Weight</b>	5 kg			8 kg	5 kg
<b>Core Size</b>	Coreless, 25.4 mm (1"), 38.1 mm (1.5"), 50.8" (2"), 76.2 mm (3")			76.2 mm (3")	Works with virtually any roll core bigger than 25.4 mm (1")
<b>Indicator Lights</b>	Power, Winding Mode, Alert			Power, Winding Mode, Alert	
<b>Controls</b>	Power, winding direction switch (Label Inside/Label Outside), speed adjustment wheel			Power, winding direction buttons (Face-In/Face-Out), speed adjustment buttons	–
<b>Power Requirements</b>	100-240V AC to 24 V DC, 2A, 50/60 Hz			100-240V AC to 24 V DC, 2.5 A, 50/60 Hz	Non-electric
<b>Power Consumption</b>	Idle: 3.95 W   Average: 13.3 W	Idle: 3.8 W   Average: 12 W		Idle: 1.5 W   Average: 3.45 W	–
<b>Certifications</b>	CE, RoHS, TÜV, FCC Class A, UKCA			CE, RoHS, FCC Class B, UKCA	–
<b>Weight</b>	5 kg			9 kg	0.5 kg
<b>Dimensions (WxHxD)</b>	180 x 303 x 349 mm	180 x 303 x 394 mm		600 x 450 x 360 mm	136-193 x 194 x 252 mm
<b>What's in the Box</b>	RW-4, core adaptors (1,5", 2", 3"), universal power supply, instructions	RW-7/RW-7+, core adaptors (1,5", 2", 3"), universal power supply, instructions		RW-8, power supply, instructions	UW-4, core adaptor (3"), instructions
<b>Warranty</b>	36 months (after product registration, for devices purchased in EU/EFTA countries and UK)			36 months (after product registration, for devices purchased in EU/EFTA countries and UK)	
<b>Manufacturer</b>	DTM Print GmbH			DTM Print GmbH	

**Important Note:** Pliability/flexibility/rigidity of the label is an important factor for the smooth transport of the label rolls in the rewinder. If the label is too flexible, no matter the thickness, it can cause uneven winding, slipping or stopping of the rewinder. Polypropylene, polyester and vinyl labels tend to be more flexible than paper labels. If you suspect the label stock is too flexible, it is recommended that the stock is tested on the rewinder before making any purchase decisions of label stock or the rewinder. Genuine DTM Label Stock substrates do not slip or cause any damage.

# Simplified Labelling Process

## Traditional Process:

1. Design your label
2. Place an order
3. Proof and change label
4. Wait for delivery
5. Stock all of your different product labels
6. Apply labels
7. Throw away unused labels



## Process with DTM Print:

1. Design your label
2. Print on-demand
3. Apply labels



Print your full-colour labels on-demand

### Your advantages:

- ▶ High resolution full-colour labels
- ▶ Only print the number of labels you need; with no minimum quantities
- ▶ Skip delivery times and extra stock costs for different label layouts
- ▶ No wastage of labels after product label changes
- ▶ Print graphics, photos, text and barcodes

Your printed labels



Apply your labels semi-automatically

### Fast and easy:

- ▶ Set the guides
- ▶ Place your container in the machine
- ▶ Press footswitch or pull the arm and your label is applied



Your labelled products



Your design on Mac or Windows

### Print & design your label:

- ▶ You are free to choose any design program you prefer
- ▶ Print your labels directly from your design program
- ▶ Use label design applications like NiceLabel or BarTender to take advantage of extra features, such as modified templates, variable data and any barcode type

# LOOKING FOR LABEL PRINTERS?

We're happy to find the best labelling solution for you and your business!

COMPREHENSIVE ADVICE?



[sales@dtm-print.eu](mailto:sales@dtm-print.eu)

MORE INFORMATION:



[dtm-print.eu](http://dtm-print.eu)



Stay up to date and follow us on social media



DTM Print GmbH  
Mainzer Straße 131  
65187 Wiesbaden  
Deutschland  
+49 611 927770  
[sales@dtm-print.eu](mailto:sales@dtm-print.eu)  
[dtm-print.eu](http://dtm-print.eu)

